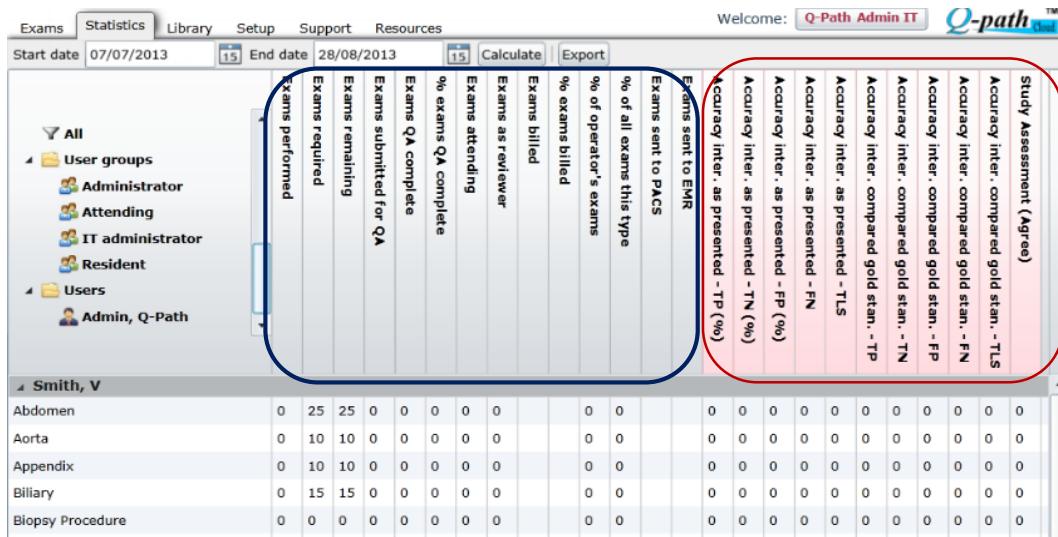


Q-path tracks various metrics of interest that can be used to track and manage a quality ultrasound program. Statistics are calculated for each user based on exam types.


- ❖ **Pre-defined** Factory statistics (**gray** shaded background)
- ❖ **User-defined** statistics (**pink** shaded background) - based on worksheet field values configured by your site administrator.

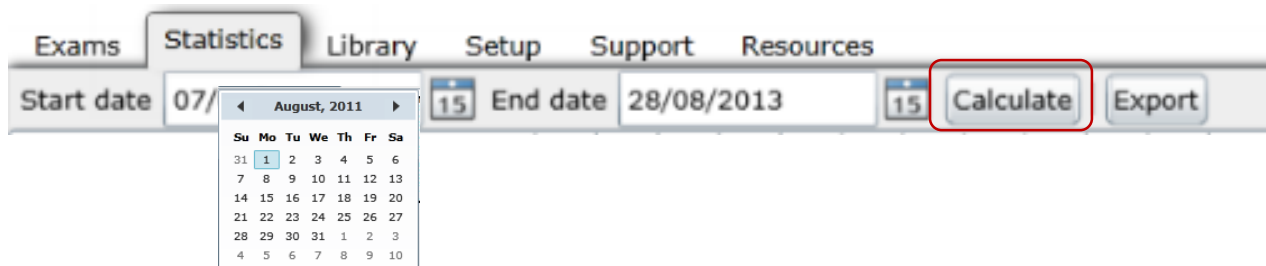
REVIEW STATISTICS:

1. Select the **Statistics** tab from the top level menu.
 - ❖ Not all tabs, screens, menus, or buttons are visible to all users.
 - ❖ Some users may only have read-only rights.
 - ❖ Users may only see their statistics – based on security access rights set by site Administrator.
2. The statistics screen is displayed.



FILTER (SEARCH) STATISTICS - Based on Date:

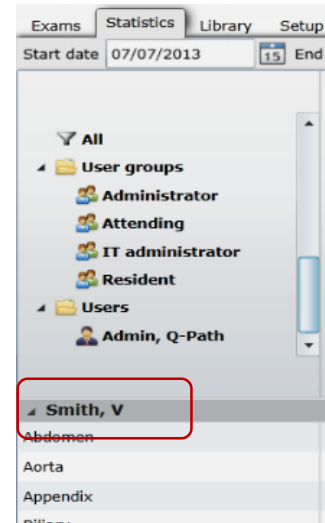
1. Using the calendar buttons  enter the **Start date** and **End date** at the top of the statistics screen.
2. Select the **Calculate** button to update the statistics screen with the selected filter.



FILTER (SEARCH) STATISTICS – Based on User:

1. Use the scroll bar adjacent to the User groups and Users folders to locate the user group or specific user.
2. Select the user group or a specific user.
3. Select the **Calculate** button at the top of the screen to update the screen with the selected filter.

The name of the user is displayed as shown in adjacent screenshot.



EXPORT STATISTICS TO EXCEL SPREADSHEET:

All metrics displayed on the statistics page can be exported to Excel for further evaluation and analysis.

1. Select the **User, Users, User group(s)**, or **All**. Select **Calculate**.
2. Select the **Export** button at the top of the statistics screen.
3. Your workstation will prompt you for the location and name for your excel document.

FACTORY PRE-DEFINED STATISTICS – DEFINITIONS:

STATISTIC	DEFINITION
Exams performed	Number of exams completed for each user by exam type.
Exams required	Number of exams required to complete a QA/Credentialing program.
Exams remaining	Number of exams remaining to complete a QA/Credentialing program.
Exams submitted for QA	Number of exams submitted for QA or peer review.
Exams QA complete	Number of exams for which QA or peer review has been completed.
% exams QA complete	% of exams submitted for QA for which QA has been completed.
Exams attending	Number of exams each user was an attending by exam type.
Exams as reviewer	Number of exams each user was a reviewer by exam type.
Exams billed	Exams billed by user & exam type. This is only tracked if using the “Bill” function.
% exams billed	Percent of exams billed by user and exam type.
% of operator’s exams	Percent this exam type is for all exams completed by the user.
% of all exams this type	Percent this exam type is for all exams of this type completed by all users.
Exams sent to PACS	Number of exams transferred to the PACS by user and exam type.
Exams sent to EMR	Number of exams transferred to the EMR by user and exam type.

❖ A complete Q-path User Manual is located under the Support tab within your Q-path application